



# For quicker, hassle-free school payments, try Qkr! today

## EASY - SECURE - CONVENIENT

Introducing Qkr! (pronounced 'quicker') by MasterCard, the secure and easy way to order and pay for school items from your phone at a time and place that suits you.

With Qkr you can:

- Pay for school fees, events, sports, camps and more;
- See your receipts on the app and get them sent by email if required;
- Make payments anytime - 24 hours a day, 7 days a week.



## Getting started is easy - try it yourself today

### Step 1 Download Qkr!

on your Android phone or iPhone. iPad users can download iPhone app



### Step 2 Register

Select your Country of Residence as 'Australia' and follow the steps to register

### Step 3 Find our school

Our school will appear in 'Nearby Locations' if you're within 10km's of the school, or search for our school by name.

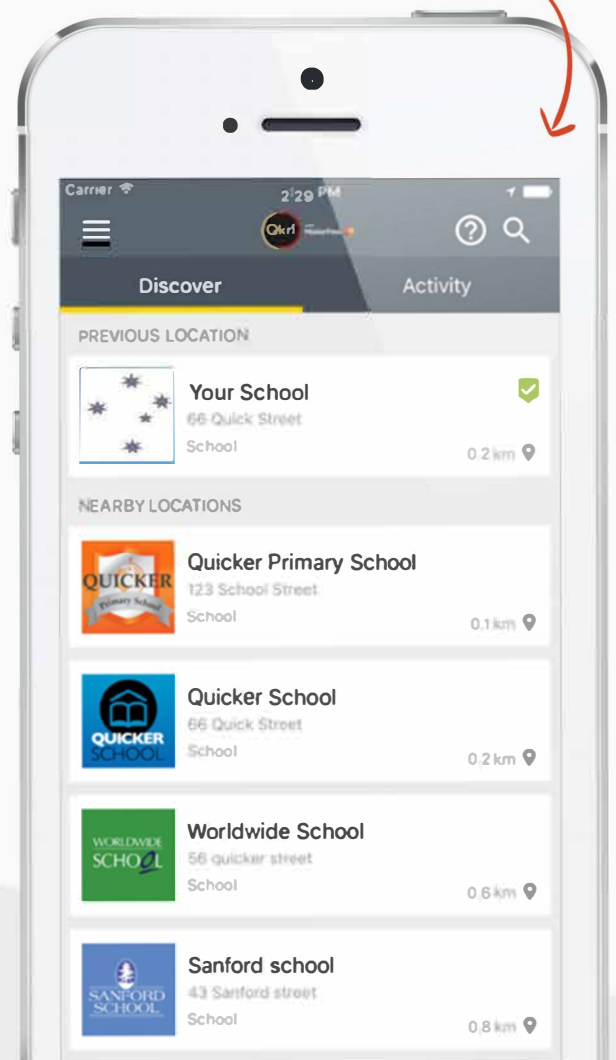
### Step 4 Register your children

When first accessing our school you will be prompted to add a student profile for your child. This allows you to make orders and payments for them.

If you have made a purchase you can select our school from 'Previous Location'

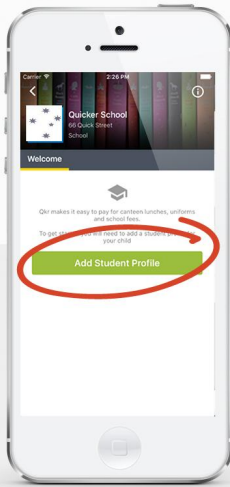
If you're within 10 kms of the school, you can select our school from 'Nearby Locations'

Search for our school name

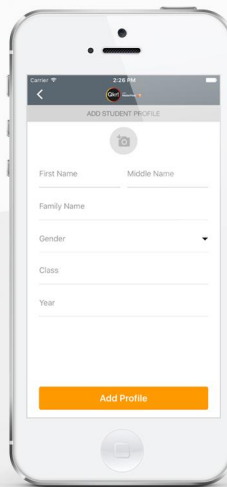


## Add your children's details in Student Profiles

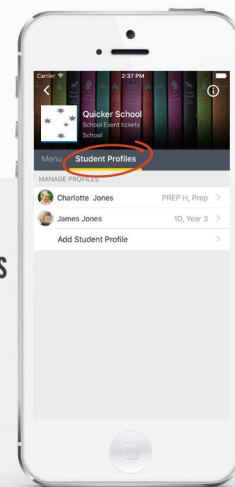
Select  
'Add student profile'



Add each  
child's details

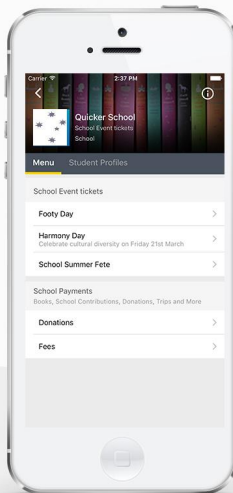


Manage each  
child's details in  
Student Profiles

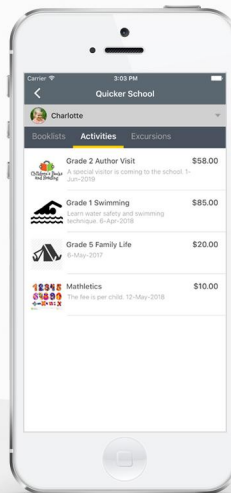


## Purchase school items

Select a menu  
from our school

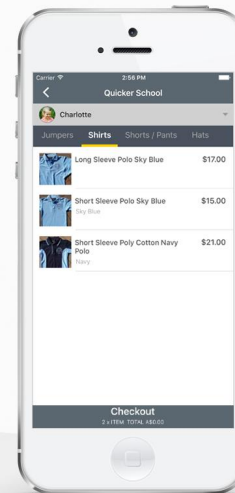


Select child  
you are  
ordering for



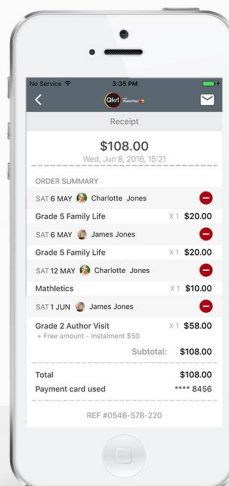
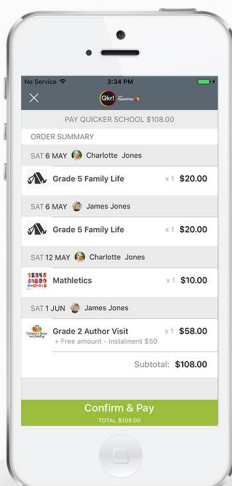
Select your items

Tap 'Checkout'  
then confirm and pay



## Making payments

Add up to 5 cards to your wallet



At checkout select which card  
to pay with.

Pay with any cards accepted  
by the school.

Once your payment is approved you  
can continue to the home page, or  
view your receipt.